


**Flat 90° Bend**

**Part Code**

KLMR 50 - 600FB90 R: Radius

Size	50	75	100	150	225	300	450	600
X	125	150	175	225	300	400	550	700
Y	213	238	263	313	388	488	638	788
Z	106	106	106	106	106	142	142	142
R	75	75	75	75	75	100	100	100

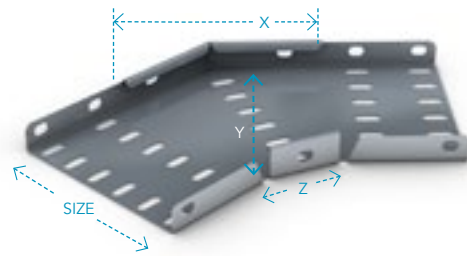


**Flat 45° Bend**

**Part Code**

KLMR 50 - 600FB45 R: Radius

Size	50	75	100	150	225	300	450	600
X	88	106	124	159	212	283	389	495
Y	72	97	122	172	247	329	479	629
Z	58	58	58	58	58	77	77	77
R	75	75	75	75	75	100	100	100




**Flat Equal Tee**

**Part Code**

KLMR 50 - 600ET R: Radius

Size	50	75	100	150	225	300	450	600
X	196	221	246	296	371	446	596	746
Y	123	148	173	223	298	373	523	673
Z	106	106	106	106	106	106	106	106
R	75	75	75	75	75	75	75	75




**Flat 4 Way Equal Intersection**

**Part Code**

KLMR 50 - 600FW R: Radius


Size	50	75	100	150	225	300	450	600
X	200	225	250	300	375	450	600	750
Z	106	106	106	106	106	106	106	106
R	75	75	75	75	75	75	75	75



**Reducer**

Part Code	Assembly space (mm)
KLMR/SR	250

Please state sizes required.



QuickFix Trunking

QuickFix Multi Compartment Trunking

Lighting Trunking

Uniklip Cable Tray

Speedway Cable Ladder Pre-Galv. Cable Ladder

Cable Basket

Channel & Support

Floor Trunking

Bench Outlet & Perimeter Trunking

Steel Conduit (Class 4)

Innovative Design Solutions

Accessories & Supports

Index